














Pediatric Patient Checklist: Preparing for a Virtual Visit

	<p>Keep a record of your appointment day / time.</p>		<p>Test your device 24 hours in advance. We will call you to help.</p>
	<p>Have your child's insurance card available at the time of the visit. Have your picture ID nearby.</p>		<p>Gather all your child's medications and have them available at the time of the visit</p>
	<p>Make a list of any questions you have about your health.</p>		<p>Gather information on any other health care providers you have visited in the last month and the reasons why you visited them. This includes any visits to urgent care or the hospital.</p>
	<p>Plan to be in a quiet room, ideally with a door that can be closed for privacy.</p>		<p>Please be available on your phone / computer 15 mins. before/after your scheduled visit time.</p>
	<p>Have the child near you 15 mins. Before your scheduled visit time.</p>		<p>If you have a scale, weigh your child on the day of the visit.</p>
	<p>If you have one, have a thermometer nearby.</p>		